

## **2019 Outcomes**

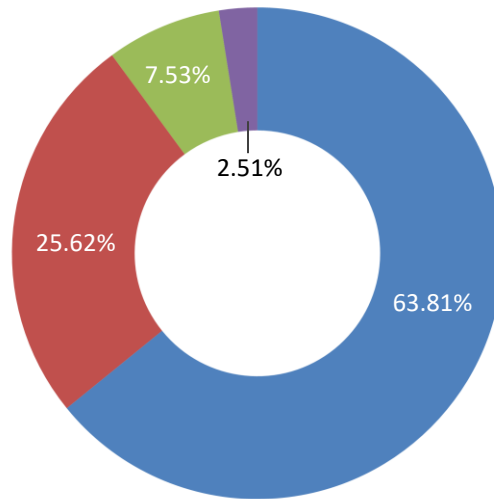
### **Hastings College Annual First Destination Report**

(Collected according to National Association of Colleges and Employers guidelines representing the first destination of graduates as of December 31, 2019)

- **Knowledge Rate (K-Rate) = % of Graduates included in Outcome Rate**  
(Total # of graduates – unknown graduates = Knowledge Rate)
- **Outcome Rate = % of Graduates in Knowledge Rate that are Employed**  
(FT, PT, Military, Service, Temp/Contract, Entrepreneur-Self, Internship/Fellowship) **or Continuing Education** (Graduate School, Continued Undergraduate School, or Student Teaching).
- **Seeking = Graduates that report to be Seeking Employment or to be Seeking Education**
- **Salary information is self-reported by graduates in the May and the 6 month surveys.**
- **According to NACE guidelines, information on FDS outcomes are collected through a May survey of graduates, a six-month survey of graduates, faculty/staff/graduate personal reporting, and internet/phone research.**
- **Data collection closed on December 31, 2019. Status changes after that time are not recorded in the report.**

## HC BACHELOR'S DEGREE OUTCOMES SUMMARY

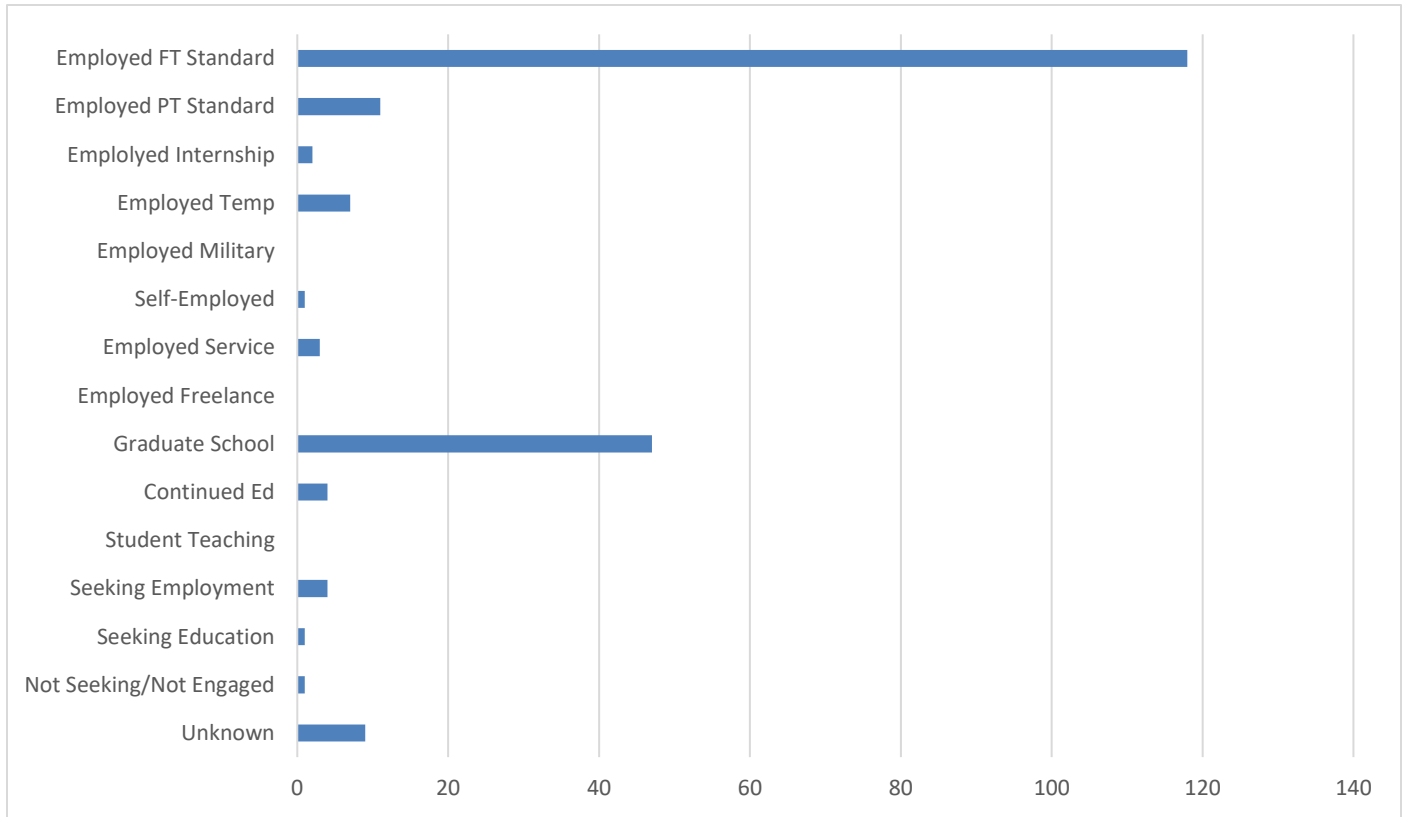
- Employed Full Time
- Continuing Education
- Employed Part-Time
- Seeking (Employment & Education)



### Class of 2019 Bachelor's Degree Results for Hastings College

Total Graduates	208
Knowledge Rate (199 of 208)	95.67%
Career Outcomes Percentage (194 of 199)	97.48%
Percent Employed Overall (142 of 199)	71.35%
▪ Percent Employed Full-time (127 of 199)	63.81%
▪ Percent Employed Part-time (15 of 199)	7.53%
Percent Standard Employment (129 of 199)	64.82%
▪ Percent Employed Full-time (118 of 199)	59.29%
▪ Percent Employed Part-time (11 of 199)	5.52%
Percent Entrepreneur / Self-Employed (1 of 199)	.5%
Percent Temp / Contract Employee (7 of 199)	3.51%
▪ Percent Temp/Contract Employed Full-time (3 of 199)	1.50%
▪ Percent Temp/Contract Employed Part-time (4 of 199)	2.01%
Percent Freelance (0 of 256)	0%
Percent Post-Grad Fellowship/Internship (2 of 199)	1.00%
▪ Percent Post-Grad Fellowship/Internship Employed Full-time (3 of 199)	1.00%
▪ Percent Post-Grad Fellowship/Internship Employed Part-time (0 of 199)	0%
Percent Service (3 of 199)	1.50%
Percent Military (0 of 256)	0%
Percent Continuing Education (51 of 199)	25.62%
▪ Percent Continuing Education–Graduate/Professional Program (47 of 199)	23.61%
▪ Percent Continuing Education–Undergraduate Program (4 of 199)	2.01%
▪ Percent Continuing Education–Student Teaching (0 of 199)	0%
Percent Seeking Employment (4 of 199)	2.01%
Percent Seeking Continuing Education (1 of 199)	.50%
Not Seeking/Not Engaged (1 of 199)	.50%
Mean Starting Salary	\$41,167.00
Median Starting Salary	\$39,760.00

## Breakdown of May 2019 Graduates receiving Bachelor's Degrees



Bachelor's Graduates – 208

Bachelor's Graduates Reporting – 199 (9 Unknown)

Knowledge Rate – 95.67%

### Total Employed – 142

- Employed Full Time Standard – 118
- Employed Part Time Standard – 11
- Employed Internship - 2
- Employed Temp (FT&PT) – 7
- Employed Military – 0
- Employed Self (Entrepreneur) – 1
- Employed Service – 3
- Employed Freelance - 0

### Total Continued Education – 51

- Graduate School – 47
- Undergraduate Program – 4
- Student Teaching – 0

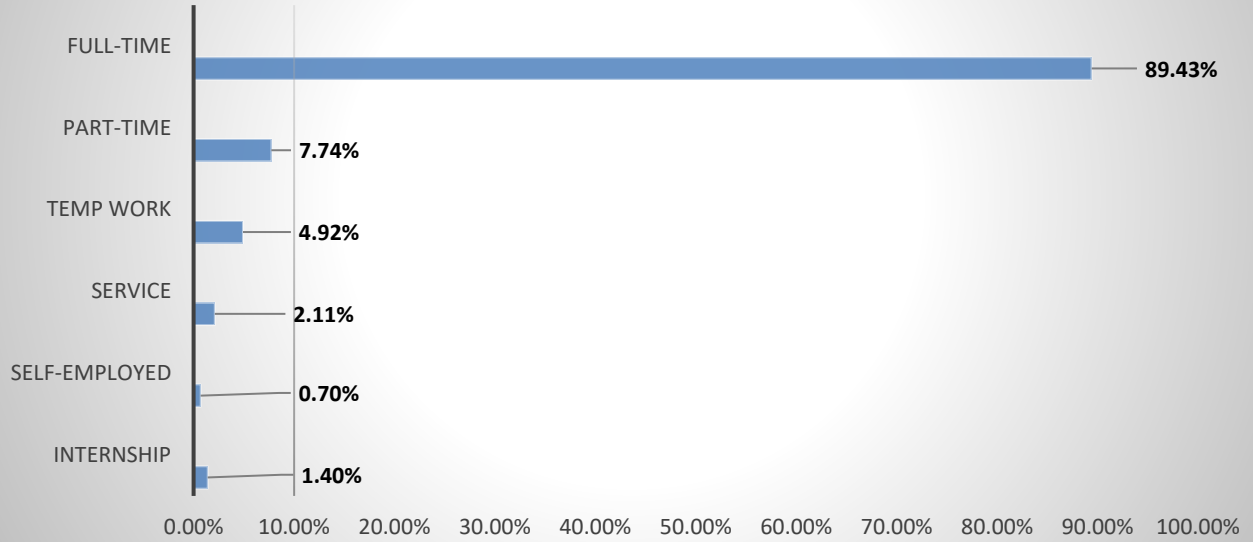
### Total Seeking – 5

- Seeking Continued Education – 1
- Seeking Employment – 4

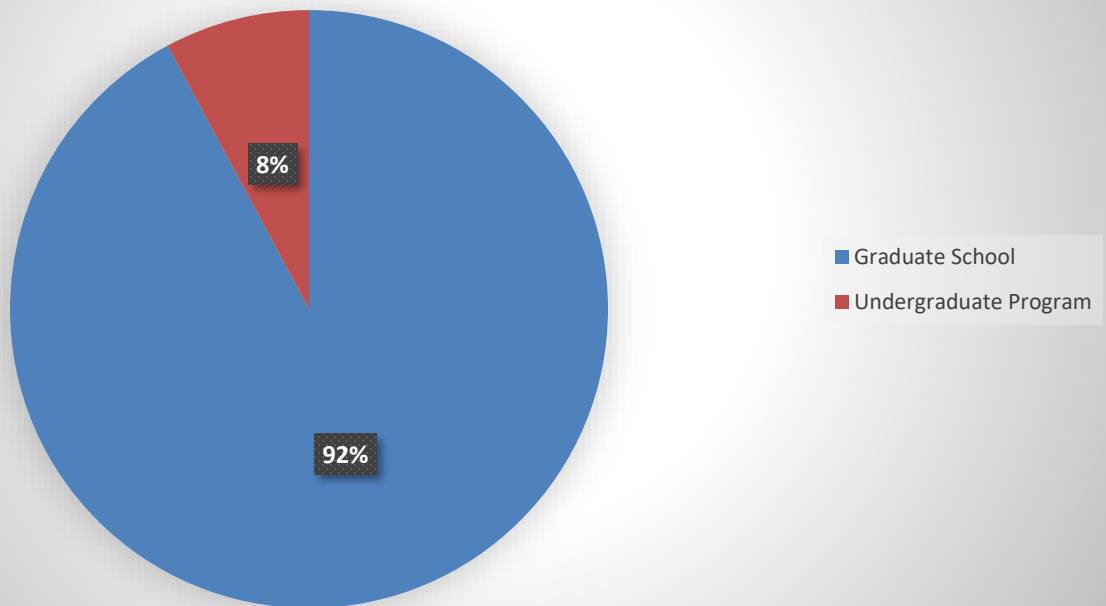
Not Seeking/Not Engaged – 1

Positive Outcome – 142 + 51 + 1 = 194 – 97.48%

## Employed Graduates with Bachelor Degrees - 71.35%

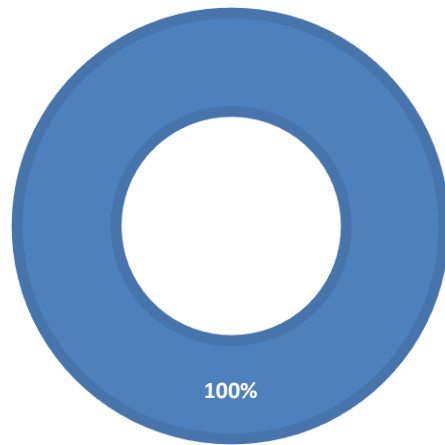


## Graduates Continuing Education - 25.62%



## HC MASTER'S DEGREE SUMMARY OUTCOMES

■ Employed Full-time Regular



### Class of 2019 Master's Degree Results for Hastings College

Total Graduates	12
Knowledge Rate (12 of 12)	100%
Career Outcomes Percentage (12 of 12)	100%
Percent Employed Overall (12 of 12)	100%
▪ Percent Employed Full-time Regular (12 of 12)	100%
Mean Starting Salary	\$41,767.00
Median Starting Salary	\$43,300.00

### Breakdown of May 2019 Graduates receiving Master's Degree

Master of Arts in Teaching Graduates – 12

Master of Arts in Teaching Graduates Reporting – 12

Knowledge Rate – 100%